

Course MFE/3F Practice Exam 3 – Solutions

The chapter references below refer to the chapters of the ActuarialBrew.com Study Manual.

Solution 1

C Chapter 15, Prepaid Forward Price of S^a



The payoff consists of $Q(2)$ shares of stock. The quantity of shares is therefore:

$$Q(2) = [S(2)]^2$$

The price of each share at time 2 is $S(2)$. The value of the payoff at the end of 2 years is equal to the quantity of shares times the price of each share:

$$\text{Payoff} = \text{Quantity} \times \text{Price} = Q(2) \times S(2) = [S(2)]^2 \times S(2) = [S(2)]^3$$

The value of the derivative is therefore the prepaid forward price of $S(T)^a$, where $a = 3$ and $T = 2$. The prepaid forward price is:

$$\begin{aligned} F_{0,T}^P \left[(S(T))^a \right] &= e^{-rT} [S(0)]^a e^{\left[a(r-\delta) + 0.5a(a-1)\sigma^2 \right] T} \\ &= e^{\left[-r + a(r-\delta) + 0.5a(a-1)\sigma^2 \right] T} S(0)^a \\ &= e^{\left[-0.04 + 3(0.04 - 0.07) + 0.5(3)(3-1)0.3^2 \right] 2} (4)^3 \\ &= e^{0.28} (4)^3 \\ &= 84.6803 \end{aligned}$$

Solution 2

E Chapter 16, Black-Scholes Equation



The partial derivatives are:

$$V = S^3 e^{-0.17t}$$

$$V_S = 3S^2 e^{-0.17t}$$

$$V_{SS} = 6S e^{-0.17t}$$

$$V_t = -0.17S^3 e^{-0.17t} = -0.17V$$

The Black-Scholes equation can be used to find the risk-free rate:

$$\begin{aligned}
 0.5\sigma^2 S(t)^2 V_{SS} + (r - \delta)S(t)V_S + V_t + D(t) &= rV(t) \\
 0.5(0.20)^2 S^2 \left(6Se^{-0.17t}\right) + (r - 0.03)S \left(3S^2 e^{-0.17t}\right) - 0.17V + 0 &= rV \\
 0.12 \left(S^3 e^{-0.17t}\right) + (3r - 0.09) \left(S^3 e^{-0.17t}\right) - 0.17V &= rV \\
 0.12 + (3r - 0.09) - 0.17 &= r \\
 2r &= 0.14 \\
 r &= 0.07
 \end{aligned}$$

Solution 3

B Chapter 4, Options on Futures Contracts



The values of u_F and d_F are:

$$\begin{aligned}
 u_F &= e^{\sigma\sqrt{h}} = e^{0.18\sqrt{0.5}} = 1.13573 \\
 d_F &= e^{-\sigma\sqrt{h}} = e^{-0.18\sqrt{0.5}} = 0.88049
 \end{aligned}$$

The risk-neutral probability of an upward movement is:

$$p^* = \frac{1 - d_F}{u_F - d_F} = \frac{1 - 0.88049}{1.13573 - 0.88049} = 0.46822$$

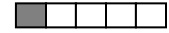
The futures price tree and the put option tree are below:

F_{0,T_F}	$F_{0.5,T_F}$	F_{1,T_F}	American Put Option	
		16.7686		0.0000
	14.7645		0.2593	
13.0000		13.0000	1.1835	0.5000
	11.4463		2.0537	
		10.0784		3.4216

If the futures price reaches \$11.4463 at the end of 6 months, then early exercise of the American put option is optimal.

The price of the American put option is:

$$e^{-0.05(0.5)} [(0.46822)(0.2593) + (1 - 0.46822)(2.0537)] = 1.1835$$

Solution 4**B** Chapter 7, Black-Scholes Put PriceThe first step is to calculate d_1 and d_2 :

$$d_1 = \frac{\ln(S/K) + (r - \delta + 0.5\sigma^2)T}{\sigma\sqrt{T}} = \frac{\ln(10.67/9.75) + (0.10 - 0.00 + 0.5 \times 0.40^2) \times 0.25}{0.40\sqrt{0.25}}$$

$$= 0.67584$$

$$d_2 = d_1 - \sigma\sqrt{T} = 0.67584 - 0.40\sqrt{0.25} = 0.47584$$

We have:

$$N(d_1) = N(0.67584) = 0.75043$$

$$N(d_2) = N(0.47584) = 0.68291$$

The value of the European put option is:

$$P_{Eur} = Ke^{-rT}N(-d_2) - Se^{-\delta T}N(-d_1)$$

$$= 9.75e^{-0.10(0.25)} \times (1 - 0.68291) - 10.67e^{-0.00(0.25)} \times (1 - 0.75043)$$

$$= 0.3524$$

Solution 5**C** Chapter 11, Asset-or-Nothing Options

The investor can replicate the payoff by purchasing a 2-year asset call and selling 100 2-year cash puts. Therefore, the current value of the payoff is:

$$AssetCall(100) - 100 \times CashPut(100) = S_t e^{-\delta(T-t)}N(d_1) - 100 \times e^{-r(T-t)}N(-d_2)$$

$$= 92e^{-2\delta}N(d_1) - 100e^{-2r}N(-d_2)$$

We can use the 2-year forward price to find $92e^{-2\delta}$:

$$F_{0,2} = S_0 e^{(r-\delta)(2-0)}$$

$$100 = 92e^{2(r-\delta)}$$

$$100e^{-2r} = 92e^{-2\delta}$$

Substituting $100e^{-2r}$ in for $92e^{-2\delta}$, we have:

$$AssetCall(100) - 100 \times CashPut(100)$$

$$= 92e^{-2\delta}N(d_1) - 100e^{-2r}N(-d_2)$$

$$= 100e^{-2r}N(d_1) - 100e^{-2r}N(-d_2)$$

$$= 100e^{-2r} [N(d_1) - N(-d_2)]$$

We can make use of the substitution $92e^{-2\delta} = 100e^{-2r}$ in determining the values of d_1 and d_2 :

$$\begin{aligned} d_1 &= \frac{\ln\left(\frac{Se^{-\delta(T-t)}}{Ke^{-r(T-t)}}\right) + 0.5\sigma^2(T-t)}{\sigma\sqrt{T-t}} = \frac{\ln\left(\frac{92e^{-2\delta}}{100e^{-2r}}\right) + 0.5 \times \sigma^2 \times 2}{\sigma\sqrt{2}} \\ &= \frac{\ln\left(\frac{100e^{-2r}}{100e^{-2r}}\right) + 0.5 \times \sigma^2 \times 2}{\sigma\sqrt{2}} = \frac{0 + 0.5 \times \sigma^2 \times 2}{\sigma\sqrt{2}} = 0.5\sigma\sqrt{2} \\ d_2 &= d_1 - \sigma\sqrt{T} = 0.5\sigma\sqrt{2} - \sigma\sqrt{2} = -0.5\sigma\sqrt{2} \end{aligned}$$

Therefore:

$$d_1 = -d_2$$

The current value of the payoff is:

$$100e^{-2r} [N(d_1) - N(-d_2)] = 100e^{-2r} [N(d_1) - N(d_1)] = 0$$

Solution 6

C Chapter 15, Itô's Lemma



The drift is the expected change in the asset price per unit of time.

For the first equation, the partial derivatives are:

$$U_Z = 10 \quad U_{ZZ} = 0 \quad U_t = 0$$

This results in:

$$dU(Z,t) = U_Z dZ + \frac{1}{2} U_{ZZ} (dZ)^2 + U_t dt = 10dZ + 0 + 0 = 10dZ$$

Since there is no dt term, the drift is zero for dU .

For the second equation, the partial derivatives are:

$$V_Z = 10Z \quad V_{ZZ} = 10 \quad V_t = -5$$

This results in:

$$\begin{aligned} dV(Z,t) &= V_Z dZ + \frac{1}{2} V_{ZZ} (dZ)^2 + V_t dt = 10Z(t)dZ + \frac{1}{2} \times 10(dZ)^2 - 5dt \\ &= 10Z(t)dZ + 5dt - 5dt = 10Z(t)dZ \quad (\text{since } (dZ)^2 = dt) \end{aligned}$$

Since there is no dt term, the drift is zero for dV .

For the third equation, the partial derivatives are:


$$W_Z = t \quad W_{ZZ} = 0 \quad W_t = Z$$

This results in:

$$\begin{aligned} dW(Z,t) &= W_Z dZ + \frac{1}{2} W_{ZZ} (dZ)^2 + W_t dt = tdZ + \frac{1}{2} \times 0 \times (dZ)^2 + Z(t)dt \\ &= Z(t)dt + tdZ(t) \end{aligned}$$

Since the dt term is nonzero, the drift is nonzero for dW .

Solution 7

D Chapter 10, Gap Options 

For the gap option, we have:

$$\begin{aligned} K_1 &= \text{Strike Price} = 100 \\ K_2 &= \text{Trigger Price} = 110 \end{aligned}$$

The delta of the regular put option is:

$$\Delta_{Put} = -e^{-\delta T} N(-d_1) = -0.8288 \quad \Rightarrow \quad e^{-\delta T} N(-d_1) = 0.8288$$

For the regular European put option, we have:

$$\begin{aligned} P_{Eur}(K,T) &= Ke^{-rT} N(-d_2) - Se^{-\delta T} N(-d_1) \\ 23.43 &= 110e^{-rT} N(-d_2) - 85(0.8288) \\ e^{-rT} N(-d_2) &= 0.853436 \end{aligned}$$

Since the regular put option and the gap put option have the same values for d_1 and d_2 , we can substitute the final line above into the equation for the value of the gap put option:

$$\begin{aligned} \text{Gap put price} &= K_1 e^{-rT} N(-d_2) - Se^{-\delta T} N(-d_1) \\ &= 100(0.853436) - 85(0.8288) \\ &= 14.90 \end{aligned}$$

Solution 8

E Chapter 9, Market-Maker Profit 

The market-maker's profit is zero if the stock price movement is one standard deviation:

$$\text{One-standard-deviation move} = \sigma S_t \sqrt{h}$$

To answer the question, we must determine the value of σ . We first determine the value of $N(d_1)$:

$$\begin{aligned}\Delta P_{ut} &= -e^{-\delta T} N(-d_1) \\ -0.3446 &= -e^{-0.0(1.00)} N(-d_1) \\ -0.3446 &= -[1 - N(d_1)] \\ 0.3446 &= 1 - N(d_1) \\ N(d_1) &= 1 - 0.34458 \\ N(d_1) &= 0.65542\end{aligned}$$

From the inverse cumulative normal distribution table, we have:

$$d_1 = 0.40000$$

We can use the formula for d_1 to solve for the value of σ :

$$\begin{aligned}d_1 &= \frac{\ln(S/K) + (r - \delta + 0.5\sigma^2)T}{\sigma\sqrt{T}} \\ 0.40000 &= \frac{\ln(65/65) + (0.08 - 0 + 0.5\sigma^2)1.00}{\sigma\sqrt{1.00}} \\ 0.4\sigma &= 0.08 + 0.5\sigma^2 \\ 0.5\sigma^2 - 0.4\sigma + 0.08 &= 0 \\ \sigma^2 - 0.8\sigma + 0.16 &= 0 \\ (\sigma - 0.4)(\sigma - 0.4) &= 0 \\ \sigma &= 0.4\end{aligned}$$

The price of the stock moves by:

$$\sigma S_t \sqrt{h} = 0.4 \times 65 \times \sqrt{\frac{1}{365}} = 1.36$$

The stock price moves either up or down by 1.36.

Solution 9

C Chapter 5, Probability that Stock Price is $> K$



The current time is $t = 0.25$, and we are interested in the price at the end of 9 months, so $T = 0.75$.

The value of \hat{d}_2 is:

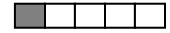
$$\begin{aligned}\hat{d}_2 &= \frac{\ln\left(\frac{S_t}{K}\right) + (\alpha - \delta - 0.5\sigma^2)(T - t)}{\sigma\sqrt{T - t}} \\ &= \frac{\ln\left(\frac{75}{77}\right) + (0.12 - 0.05 - 0.5 \times 0.32^2)(0.75 - 0.25)}{0.32\sqrt{0.75 - 0.25}} \\ &= -0.07476\end{aligned}$$

The probability that $S(0.75)$ is greater than \$77 is:

$$\text{Prob}(S_T > K) = N(\hat{d}_2) = N(-0.07476) = 0.47020$$

Solution 10

D Chapter 19, Vasicek Model



The process can be written as:

$$dr = 0.15(0.08 - r)dt + 0.04dZ$$

The expected change in the interest rate is:

$$\begin{aligned}E[dr] &= E[0.15(0.08 - r)dt + 0.04dZ] = (0.012 - 0.15r)dt + 0.04 \times 0 \\ &= (0.012 - 0.15r)dt\end{aligned}$$

Since $r = 0.07$, we have:

$$E[dr] = (0.012 - 0.15r)dt = [0.012 - 0.15(0.07)]dt = 0.0015dt$$

To convert the expected change in the interest rate into an annual rate, we must divide by the increment of time:

$$\frac{0.0015dt}{dt} = 0.0015$$

Solution 11

B Chapter 3, Multiple-Period Binomial Tree



If we work through the entire binomial tree, this is a very time-consuming problem. Even using the direct method takes a lot of time. But if we notice that the value of the corresponding put option can be calculated fairly quickly, then we can use put-call parity to find the value of the call option.

The values of u and d are:

$$\begin{aligned}u &= e^{(r-\delta)h+\sigma\sqrt{h}} = e^{(0.08-0.00)(1/12)+0.30\sqrt{1/12}} = 1.09776 \\ d &= e^{(r-\delta)h-\sigma\sqrt{h}} = e^{(0.08-0.00)(1/12)-0.30\sqrt{1/12}} = 0.92318\end{aligned}$$

The risk-neutral probability of an upward movement is:

$$p^* = \frac{e^{(r-\delta)h} - d}{u - d} = \frac{e^{(0.08-0.00)(1/12)} - 0.92318}{1.09776 - 0.92318} = 0.47836$$

If the stock price decreases each month, then at the end of 7 months, the price is:

$$130d^7 = 130(0.92318)^7 = 74.2905$$

If the stock price decreases for 6 of the months and increases for 1 of the months, then the price is:

$$130ud^6 = 130(1.09776)(0.92318)^6 = 88.3396$$

Consider the corresponding European put option with a strike price of \$88. Since the price of \$88.3396 is out-of-the-money, all higher prices are also out-of-the-money. This means that the only price at which the put option expires in-the-money is the lowest possible price, which is \$74.2905.

Calculating the price of the European call option is daunting, but the corresponding European put option price can be found fairly easily. The value of the put option is:

$$\begin{aligned} V(S_0, K, 0) &= e^{-r(hn)} \sum_{j=0}^n \left[\binom{n}{j} (p^*)^j (1-p^*)^{n-j} V(S_0 u^j d^{n-j}, K, hn) \right] \\ &= e^{-0.08(7/12)} [(1-0.47836)^7 (88 - 74.2905) + 0 + 0 + 0 + 0 + 0 + 0 + 0] \\ &= 0.1375 \end{aligned}$$

Now we can use put-call parity to find the value of the corresponding call option:

$$\begin{aligned} C_{Eur}(K, T) + Ke^{-rT} &= S_0 e^{-\delta T} + P_{Eur}(K, T) \\ C_{Eur}(K, T) + 88e^{-0.08(7/12)} &= 130e^{-0.00(7/12)} + 0.1375 \\ C_{Eur}(K, T) &= 46.1498 \end{aligned}$$

The value of the European call option is \$46.15. Since the stock does not pay dividends, the value of the American call option is equal to the value of the European call option.

Solution 12

C Chapter 2, Different Strike Prices



The prices of the options violate Proposition 3:

$$\frac{P(K_2) - P(K_1)}{K_2 - K_1} \leq \frac{P(K_3) - P(K_2)}{K_3 - K_2}$$

This is because:

$$\begin{aligned} \frac{P(75) - P(70)}{75 - 70} &> \frac{P(95) - P(75)}{95 - 75} \\ \frac{14 - 10}{75 - 70} &> \frac{25 - 14}{95 - 75} \\ \frac{4}{5} &> \frac{11}{20} \\ 0.8 &> 0.55 \end{aligned}$$

Arbitrage is available using an asymmetric butterfly spread:

- Buy λ of the 70-strike options
- Sell 1 of the 75-strike options
- Buy $(1 - \lambda)$ of the 95-strike options

The value of λ is:

$$\lambda = \frac{K_3 - K_2}{K_3 - K_1} = \frac{95 - 75}{95 - 70} = \frac{20}{25} = 0.8$$

To provide the convenience of dealing in integers, let's multiply by 5 to scale the strategy up. The strategy is therefore:

- Buy 4 of the 70-strike options
- Sell 5 of the 75-strike options
- Buy 1 of the 95-strike options

The payoffs for each of the possible answer choices are:

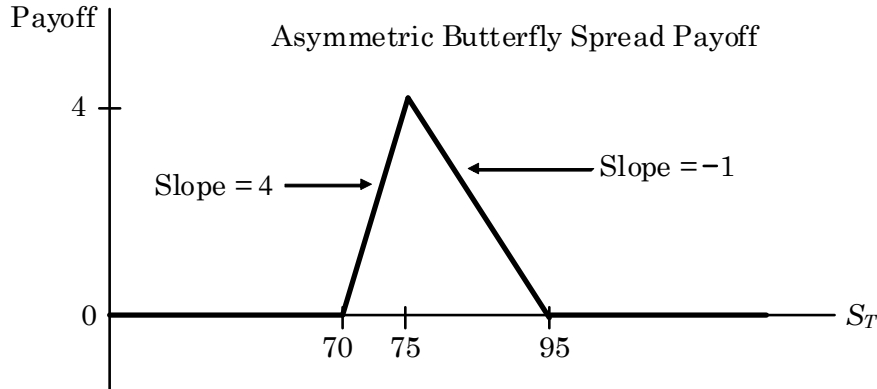
Year-end Stock Price	69	74	77	93	96
Buy 4 of the 70-strike options	4	0	0	0	0
Sell 5 of the 75-strike options	-30	-5	0	0	0
Buy 1 of the 95-strike options	<u>26</u>	<u>21</u>	<u>18</u>	<u>2</u>	<u>0</u>
Strategy Payoff	0	16	18	2	0

The highest cash flow at time 1, \$18.00, occurs if the final stock price is \$77. This results in the highest arbitrage profits since the time 0 cash flow is the same for each future stock price.

Shortcut

The highest payoff for an asymmetric butterfly spread occurs at the middle strike price, and we can use this fact to narrow down the answer choices.

The graph of the asymmetric butterfly spread is shown below:



It isn't necessary to sketch the graph above to answer this question. It is provided to illustrate that the highest payoff occurs at a final stock price of \$75.

Although \$75 is not one of the answer choices, we can narrow the solution down to the possible answer choices on either side: \$74 and \$77.

Instead of filling out the entire table above, it is sufficient to obtain the portion below:

Year-end Stock Price	74	77
Buy 4 of the 70-strike options	0	0
Sell 5 of the 75-strike options	-5	0
Buy 1 of the 95-strike options	<u>21</u>	<u>18</u>
Strategy Payoff	16	18

Since the highest payoff of \$18 occurs when the final stock price is \$77, the answer to the question is \$77.

Solution 13

C Chapter 11, Forward Start Option



In one year, the value of the call option will be:

$$\begin{aligned}
 C_{Eur}(S_1) &= S_1 N(d_1) - Ke^{-rT} N(d_2) \\
 &= S_1 N(d_1) - S_1 e^{-0.10} N(d_2)
 \end{aligned}$$

In one year, the values of d_1 and d_2 will be:

$$d_1 = \frac{\ln\left(\frac{F_{t_1, T}^P(S)}{F_{t_1, T}^P(K)}\right) + 0.5\sigma^2(T - t_1)}{\sigma\sqrt{T - t_1}}$$

$$= \frac{\ln\left(\frac{S_1}{S_1 e^{-0.10 \times 1}}\right) + 0.5(0.3)^2(1)}{0.3\sqrt{1}}$$

$$= 0.48333$$

$$d_2 = d_1 - \sigma\sqrt{T - t_1} = 0.48333 - 0.30\sqrt{1} = 0.18333$$

From the normal distribution table:

$$N(d_1) = N(0.48333) = 0.68557$$

$$N(d_2) = N(0.18333) = 0.57273$$

In one year, the value of the call option can be expressed in terms of the stock price at that time:

$$C_{Eur}(S_1) = S_1 N(d_1) - S_1 e^{-0.10} N(d_2)$$

$$= S_1 \times 0.68557 - S_1 e^{-0.10} \times 0.57273$$

$$= 0.16734 \times S_1$$

In one year, the call option will be worth 0.1674 shares of stock.

The prepaid forward price of one share of stock is:

$$F_{0, t_1}^P(S) = S_0 - PV_{0, t_1}(Div)$$

$$F_{0, 1}^P(S) = 50 - 5e^{-0.10(0.5)} = 45.2439$$

The value today of 0.1674 shares of stock in one year is:

$$0.16734 \times 45.2439 = 7.5712$$

Solution 14

E Chapter 13, Estimating Volatility



Since we have 7 months of data, we can calculate 6 monthly returns. Each monthly return is calculated as a continuously compounded rate:

$$r_i = \ln\left(\frac{S_i}{S_{i-1}}\right)$$

The next step is to calculate the average of the returns:

$$\bar{r} = \frac{\sum_{i=1}^k r_i}{k}$$

The returns and their average are shown in the third column below:

Date	Price	$r_i = \ln\left(\frac{S_{i+h}}{S_i}\right)$	$(r_i - \bar{r})^2$
1	85		
2	81	-0.048202	0.005668
3	87	0.071459	0.001969
4	93	0.066691	0.001569
5	102	0.092373	0.004262
6	104	0.019418	0.000059
7	100	-0.039221	0.004397
		$\bar{r} = 0.027086$	$\sum_{i=1}^6 (r_i - \bar{r})^2 = 0.017924$

The fourth column shows the squared deviations and the sum of squares.

The estimate for the standard deviation of the monthly returns is:

$$\hat{\sigma}_h = \sqrt{\frac{\sum_{i=1}^k (r_i - \bar{r})^2}{k-1}}$$

$$\hat{\sigma}_{\frac{1}{12}} = \sqrt{\frac{0.017924}{5}} = 0.059873$$

We adjust the monthly volatility to obtain the annual volatility:

$$\hat{\sigma} = \hat{\sigma}_h \sqrt{\frac{1}{h}} = 0.059873 \sqrt{12} = 0.2074$$

This problem isn't very difficult if you are familiar with the statistical function of your calculator.

On the TI-30X IIS, the steps are:

[2nd][STAT] (Select 1-VAR) [ENTER]
 [DATA]
 X1 = $\ln\left(\frac{81}{85}\right)$ [ENTER] ↓↓ (Hit the down arrow twice)
 X2 = $\ln\left(\frac{87}{81}\right)$ [ENTER] ↓↓
 X3 = $\ln\left(\frac{93}{87}\right)$ [ENTER] ↓↓

$$X4 = \ln\left(\frac{102}{93}\right) [\text{ENTER}] \quad \Downarrow\Downarrow$$

$$X5 = \ln\left(\frac{104}{102}\right) [\text{ENTER}] \quad \Downarrow\Downarrow$$

$$X6 = \ln\left(\frac{100}{104}\right) [\text{ENTER}]$$

[STATVAR] → → (Arrow over to Sx)

$$\times \sqrt{(12)} \quad [\text{ENTER}]$$

The result is: 0.207404852

To exit the statistics mode:

[2nd] [EXITSTAT] [ENTER]

On the BA II Plus calculator, the steps are:

[2nd][DATA] [2nd][CLR WORK]

X01 81/85 = LN [ENTER] $\Downarrow\Downarrow$ (Hit the down arrow twice)

X02 87/81 = LN [ENTER] $\Downarrow\Downarrow$

X03 93/87 = LN [ENTER] $\Downarrow\Downarrow$

X04 102/93 = LN [ENTER] $\Downarrow\Downarrow$

X05 104/102 = LN [ENTER] $\Downarrow\Downarrow$

X06 100/104 = LN [ENTER]

[2nd][STAT] $\Downarrow\Downarrow\Downarrow$ $\times \sqrt{(12)}$ =

The result is: 0.20740485

To exit the statistics mode: [2nd][QUIT]

On the TI-30XS MultiView, the steps are:

[data] [data] 4 (to clear the data table)

(enter the data below)

L1	L2	L3
85	81	-----
81	87	
87	93	
93	102	
102	104	
104	100	

(place cursor in the L3 column)

[data] → (to highlight FORMULA)

1 [ln] [data] 2 / [data] 1) [enter]

[2nd] [quit] [2nd] [stat] 1

DATA: (highlight L3) FRQ: (highlight one) (select CALC) [enter]

3 (to obtain Sx)

$Sx \times \sqrt{12}$ [enter] The result is 0.207404852

Solution 15

D Chapter 7, Currency Options and Black-Scholes



The currency option is a put option with a euro as its underlying asset. The domestic currency is dollars, and the current value of the underlying asset is:

$$x_0 = \frac{1}{0.80} = 1.25 \text{ dollars}$$

Since the option is at-the-money, the strike price is equal to the value of one euro:

$$K = \frac{1}{0.80} = 1.25 \text{ dollars}$$

The domestic interest rate is 3%, and the foreign interest rate is 7%:

$$r = 3\%$$

$$r_f = 7\%$$

The volatility of the euro per dollar exchange rate is:

$$\sigma = 0.08$$

The values of d_1 and d_2 are:

$$d_1 = \frac{\ln(x_0 / K) + (r - r_f + 0.5\sigma^2)T}{\sigma\sqrt{T}} = \frac{\ln(1) + (0.03 - 0.07 + 0.5 \times 0.08^2)1}{0.08\sqrt{1}} = -0.46000$$

$$d_2 = d_1 - \sigma\sqrt{T} = -0.46 - 0.08\sqrt{1} = -0.54000$$

In this case, we don't need to round d_1 and d_2 when using the normal distribution table:

$$N(-d_1) = N(0.46000) = 0.67724$$

$$N(-d_2) = N(0.54000) = 0.70540$$

The value of the put option is:

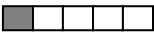
$$\begin{aligned} P_{Eur}(S, K, \sigma, r, T, \delta) &= Ke^{-rT}N(-d_2) - Se^{-r_f T}N(-d_1) \\ &= 1.25e^{-0.03(1)}(0.70540) - 1.25e^{-0.07(1)}(0.67724) \\ &= 0.066372361 \end{aligned}$$

Since the option is for €100,000,000, Company A purchases 100,000,000 put options, and the value of the put options in dollars is:

$$0.066372361 \times 100,000,000 = 6,637,236$$

The solution is \$6,637,236.

Solution 16

C Chapter 1, Put-Call Parity 

The options expire in 6 months, so we do not need to consider dividends paid after 6 months. Therefore, only the first dividend is included in the calculations below.

We can use put-call parity to understand this problem:

$$C_{Eur}(K, T) + Ke^{-rT} = S_0 - PV_{0,T}(Div) + P_{Eur}(K, T)$$

Put-call parity tells us that the following strategies produce the same cash flow at the end of 6 months:

- Purchase 1 call option and lend the present value of the \$90 strike price. The cost of this strategy is:

$$C_{Eur}(K, T) + Ke^{-rT} = 7.22 + 90e^{-0.06(0.5)} = 94.5601$$


- Purchase 1 share of stock, borrow the present value of the first dividend, and purchase 1 put option. The cost of this strategy is:

$$S_0 - PV_{0,T}(div) + P_{Eur}(K, T) = 92 - 5e^{-0.06(2/12)} + 5.50 = 92.5498$$

Since the first strategy costs more than the second strategy, arbitrage profits can be earned by shorting the first strategy and going long the second strategy. The net payoff in 6 months is zero, and the arbitrage profit now is:

$$94.5601 - 92.5498 = 2.0103$$

Solution 17

A Chapter 9, Delta-Hedging 

For writing the 100 options at the end of Day 1, the market-maker receives:

$$100 \times 3.65 = 365.00$$

The market-maker wrote 100 of the call options, so the delta at the end of Day 1 is:

$$-100 \times 0.4830 = -48.30$$

The market-maker hedges this position by purchasing 48.30 shares of the stock for:

$$48.30 \times 72.00 = 3,477.60$$

Since the cost of the stock exceeds the amount received for writing the options, the market-maker borrows:

$$3,477.60 - 365.00 = 3,112.60$$

At the end of Day 2, the market maker's profit is the value of the position, which consists of the sum of the following: the value of the options, the value of the stock, and the value of the borrowed funds.

$$\begin{aligned} \text{Value of options:} & -100 \times 3.16 = -316.00 \\ \text{Value of stock:} & 48.30 \times 71.00 = 3,429.30 \\ \text{Value of borrowed funds:} & -3,112.60 \times e^{0.10/365} = \underline{-3,113.45} \\ & -0.15 \end{aligned}$$

The second day's profit is $-\$0.15$.

Solution 18

C Chapter 19, Cox-Ingersoll-Ross Model



We begin with the Sharpe ratio and parameterize it for the CIR model:

$$\begin{aligned} \phi(r,t) &= \frac{\alpha(r,t,T) - r}{q(r,t,T)} \\ \bar{\phi} \frac{\sqrt{r}}{\sigma} &= \frac{\alpha(r,t,T) - r}{B(t,T)\sigma(r)} \\ \bar{\phi} \frac{\sqrt{r}}{\sigma} &= \frac{\alpha(r,t,T) - r}{B(t,T)\sigma\sqrt{r}} \\ \bar{\phi} r &= \frac{\alpha(r,t,T) - r}{B(t,T)} \end{aligned}$$

We use the value of $\alpha(0.08,1,5)$ provided in the question:

$$\begin{aligned} \bar{\phi} \times 0.08 &= \frac{0.0818538 - 0.08}{B(1,5)} \\ 0.0818538 &= 0.08 + B(1,5)\bar{\phi}(0.08) \\ B(1,5)\bar{\phi} &= 0.0231725 \end{aligned}$$

Making use of the fact that $B(1,5) = B(2,6)$, we have:

$$\begin{aligned} \bar{\phi} \times 0.07 &= \frac{\alpha(0.07,2,6) - 0.07}{B(2,6)} \\ \alpha(0.07,2,6) &= 0.07 + B(2,6)\bar{\phi}(0.07) \\ &= 0.07 + 0.0231725(0.07) \\ &= 0.0716221 \end{aligned}$$

Shortcut

In the CIR Model, when two bonds have the same time until maturity, the ratio of the expected return to the short rate is the same for the two bonds.

The first bond matures at time 5 and is being valued at time 1, so it is a 4-year bond. The second bond matures at time 6 and is being valued at time 2, so it is also a 4-year bond. Therefore, we can use the following shortcut:

$$\begin{aligned}\frac{\alpha(0.08,1,5)}{0.08} &= \frac{\alpha(0.07,2,6)}{0.07} \\ \frac{0.0818538}{0.08} &= \frac{\alpha(0.07,2,6)}{0.07} \\ \alpha(0.07,2,6) &= 0.0716221\end{aligned}$$

Solution 19

D Chapter 7, Black-Scholes Formula w/ Discrete Dividends



The prepaid forward price can be written in terms of the forward price:

$$F_{t,T}^P(S) = e^{-r(T-t)} F_{t,T} \quad \Rightarrow \quad F_{t,T} = e^{r(T-t)} F_{t,T}^P(S)$$

The variance of the natural log of the prepaid forward price is equal to the variance of the natural log of the forward price:

$$\begin{aligned}\text{Var}\left[\ln\left(F_{t,1}^P(S)\right)\right] &= \text{Var}\left[\ln\left(e^{r(1-t)} F_{t,1}(S)\right)\right] \\ &= \text{Var}\left[\ln\left(e^{r(1-t)}\right) + \ln\left(F_{t,1}(S)\right)\right] \\ &= 0 + \text{Var}\left[\ln\left(F_{t,1}(S)\right)\right] = 0.04 \times t\end{aligned}$$

The prepaid forward volatility is:

$$\sigma_{PF} = \sqrt{\frac{\text{Var}\left[\ln\left(F_{t,1}^P(S)\right)\right]}{t}} = \sqrt{\frac{0.04t}{t}} = 0.20$$

The prepaid forward prices of the stock and the strike price are:

$$\begin{aligned}F_{0,T}^P(S) &= 80 - 5.00e^{-0.10(3/12)} = 75.1235 \\ F_{0,T}^P(K) &= 85e^{-0.10 \times 1} = 76.9112\end{aligned}$$

We use the prepaid forward volatility in the Black-Scholes Formula:

$$d_1 = \frac{\ln\left(\frac{F_{0,T}^P(S)}{F_{0,T}^P(K)}\right) + 0.5\sigma_{PF}^2 T}{\sigma_{PF}\sqrt{T}} = \frac{\ln\left(\frac{75.1235}{76.9112}\right) + 0.5 \times 0.20^2 \times 1}{0.20\sqrt{1}} = -0.01759$$

$$d_2 = \frac{\ln\left(\frac{F_{0,T}^P(S)}{F_{0,T}^P(K)}\right) - 0.5\sigma_{PF}^2 T}{\sigma_{PF}\sqrt{T}} = \frac{\ln\left(\frac{75.1235}{76.9112}\right) - 0.5 \times 0.20^2 \times 1}{0.20\sqrt{1}} = -0.21759$$

We have:

$$N(-d_1) = N(0.01759) = 0.50702$$

$$N(-d_2) = N(0.21759) = 0.58613$$

The value of the European put option is:

$$\begin{aligned} P_{Eur}\left(F_{0,T}^P(S), F_{0,T}^P(K), \sigma, T\right) &= Ke^{-rT} N(-d_2) - [S_0 - PV_{0,T}(\text{Div})] N(-d_1) \\ &= 76.9112 \times 0.58613 - 75.1235 \times 0.50702 \\ &= 6.9909 \end{aligned}$$

Solution 20

C Chapter 19, Risk-Neutral CIR Model



The standard form of the CIR model is:

$$dr = a(b - r)dt + \sigma\sqrt{r}dZ$$

From (i), we observe that:

$$\sigma = 10ab$$

The risk-neutral version of the CIR model is:

$$\begin{aligned} dr &= [a(r) + \sigma(r)\phi(r,t)]dt + \sigma(r)d\tilde{Z} \\ &= \left[a(b - r) + \sigma\sqrt{r} \times \bar{\phi} \frac{\sqrt{r}}{\sigma} \right] dt + \sigma\sqrt{r}d\tilde{Z} \\ &= [a(b - r) + \bar{\phi}r]dt + \sigma\sqrt{r}d\tilde{Z} \end{aligned}$$

Subtracting the drift of the realistic process in (i) from the drift of the risk-neutral process in (ii) allows us to solve for $\bar{\phi}$:

$$ab - a(b - r) = \bar{\phi}r$$

$$ar = \bar{\phi}r$$

$$\bar{\phi} = a$$

We can substitute this value into the formula for γ :

$$\gamma = \sqrt{(a - \bar{\phi})^2 + 2\sigma^2} = \sqrt{(a - a)^2 + 2\sigma^2} = \sigma\sqrt{2}$$

In the CIR model, as the maturity of a zero-coupon bond approaches infinity, its yield approaches:

$$\bar{r} = -\lim_{T \rightarrow \infty} \left[\frac{\ln[P(r, 0, T)]}{T} \right] = \frac{2ab}{(a - \bar{\phi} + \gamma)} = \frac{2ab}{(a - a + \sigma\sqrt{2})} = \frac{2ab}{10ab\sqrt{2}} = \frac{2}{10\sqrt{2}} = 0.1414$$

Solution 21

A Chapter 5, Comparing Stock with a Risk-free Bond



Elizabeth's \$1,000 investment in the stock purchases the following quantity of stock at time 0:

$$\frac{1,000}{S_0}$$

Since Elizabeth reinvests the dividends, each share purchased will result in owning $e^{\delta T}$ shares at time T . Therefore, the time T payoff (including dividends) for Elizabeth is:

$$\frac{1,000}{S_0} e^{\delta T} S_T$$

Sadie's \$1,000 investment at the risk-free rate produces a time T payoff of:

$$1,000e^{rT}$$

The probability that Sadie's investment outperforms Elizabeth's investment is equal to the probability that the risk-free investment outperforms the stock:

$$\text{Prob} \left[\frac{1,000}{S_0} e^{\delta T} S_T < 1,000e^{rT} \right] = \text{Prob} \left[S_T < S_0 e^{(r-\delta)T} \right] = N(-\hat{d}_2)$$

where: $K = S_0 e^{(r-\delta)T}$

The value of \hat{d}_2 is:

$$\begin{aligned} \hat{d}_2 &= \frac{\ln\left(\frac{S_0}{K}\right) + (\alpha - \delta - 0.5\sigma^2)T}{\sigma\sqrt{T}} = \frac{\ln\left(\frac{S_0}{S_0 e^{(r-\delta)T}}\right) + (\alpha - \delta - 0.5\sigma^2)T}{\sigma\sqrt{T}} \\ &= \frac{[(\alpha - r) - 0.5\sigma^2]\sqrt{T}}{\sigma} \end{aligned}$$

The probability that Sadie's investment outperforms Elizabeth's investment is:

$$\text{Prob} \left[e^{\delta T} S_T < S_0 e^{rT} \right] = N(-\hat{d}_2) = N\left(\frac{0.5\sigma^2 - (\alpha - r)\sqrt{T}}{\sigma}\right)$$

The question tells us that this probability is equal to 50%:

$$N\left(\frac{0.5\sigma^2 - (\alpha - r)}{\sigma} \sqrt{T}\right) = 50\%$$

This implies that the value in parentheses above is 0:

$$\frac{0.5\sigma^2 - (\alpha - r)}{\sigma} \sqrt{T} = 0.00000$$

$$0.5\sigma^2 - (\alpha - r) = 0$$

$$0.5\sigma^2 - (0.12 - 0.08) = 0$$

$$\sigma^2 = 0.08$$

The Sharpe ratio is:

$$\frac{\alpha - r}{\sigma} = \frac{0.12 - 0.08}{\sqrt{0.08}} = 0.1414$$

Solution 22

A Chapter 12, Simulating Lognormal Stock Prices



Dolores uses the following steps to obtain a standard normal random variable based on the inverse cumulative normal distribution:

1. Obtain an observation \hat{u} from $U(0,1)$. This observation is 0.26.
2. Find the value of \hat{z} that is the \hat{u} quantile of the normal distribution. In this case, we obtain the 26% quantile:

$$\hat{z} = N^{-1}(\hat{u}) = N^{-1}[0.26] = -0.64335$$

Thus -0.64335 is the observation from the standard normal distribution.

The Black-Scholes framework implies that the stock price follows a lognormal distribution, so Dolores' estimate is:

$$\begin{aligned} S_T &= S_t e^{(\alpha - \delta - 0.5\sigma^2)(T-t) + \sigma z \sqrt{T-t}} \\ &= 75 e^{(0.12 - 0.04 - 0.5 \times 0.3^2) \times (3-0) + 0.3 \times (-0.64335) \sqrt{3-0}} \\ &= 59.6321 \end{aligned}$$

Solution 23

C Chapter 15, Itô's Lemma



The usual formula for the forward price is:

$$F_{t,T} = S(t) e^{(r-\delta)(T-t)}$$

In this case, the underlying asset is one South African rand, and the South African interest rate is analogous to the dividend yield:

$$\begin{aligned} G(t) &= F_{t,T} = S(t)e^{(r-\delta)(T-t)} = S(t)e^{(r-r^*)(T-t)} = S(t)e^{(0.06-0.10)(T-t)} \\ &= S(t)e^{-0.04(T-t)} \end{aligned}$$

The partial derivatives are:

$$\begin{aligned} G_S &= e^{-0.04(T-t)} \\ G_{SS} &= 0 \\ G_t &= 0.04S(t)e^{-0.04(T-t)} = 0.04G(t) \end{aligned}$$

From Itô's Lemma, we have:

$$\begin{aligned} dG(t) &= G_S dS(t) + 0.5G_{SS} [dS(t)]^2 + G_t dt \\ &= e^{-0.04(T-t)} dS(t) + 0.5 \times 0 \times [dS(t)]^2 + 0.04G(t) dt \\ &= e^{-0.04(T-t)} [0.07S(t)dt + 0.35S(t)dZ(t)] + 0 + 0.04G(t) dt \\ &= e^{-0.04(T-t)} S(t) [0.07dt + 0.35dZ(t)] + 0.04G(t) dt \\ &= G(t) [0.07dt + 0.35dZ(t)] + 0.04G(t) dt \\ &= G(t) [0.11dt + 0.35dZ(t)] \end{aligned}$$

Solution 24

B Chapter 5, Conditional and Partial Expectations



The risk-neutral partial expectation of the time 1 stock price, conditional on the time 1 stock price being above 98 is:

$$PE^* [S_T | S_T > K] = \int_K^\infty S_T g^*(S_T; S_t) dS_T = \int_{98}^\infty S_1 g^*(S_1; S_{0.5}) dS_1 = 64.10$$

The risk-neutral probability that the final stock price is above 98 is found using the relationship below:

$$\begin{aligned} E^* [S_T | S_T > K] &= \frac{PE^* [S_T | S_T > K]}{\text{Prob}^* (S_T > K)} \\ \text{Prob}^* (S_1 > 98) &= \frac{PE^* [S_1 | S_1 > 98]}{E^* [S_1 | S_1 > 98]} = \frac{64.10}{118.14} = 0.5426 \end{aligned}$$


The risk-neutral expected value of the call at time 1 is therefore:

$$\begin{aligned} E^* [\text{Call Payoff}] &= \{E^* [S_T | S_T > K] - K\} \times \text{Prob}^* (S_T > K) \\ &= \{118.14 - 98\} \times 0.5426 = 10.9275 \end{aligned}$$

Since we used the risk-neutral probability to obtain this expected value, we can use the risk-free rate of return to discount it back to time 0.5:

$$10.9275 \times e^{-0.09 \times 0.5} = 10.45$$

Solution 25

A Chapter 9, Re-hedging Frequency 

If R is the profit from delta-hedging a short position in 1 call, then $100R$ is the profit from delta-hedging a short position in 100 calls. The variance in the position is therefore:

$$\text{Var}[100R] = 100^2 \text{Var}[R]$$

When 100 calls are written and delta-hedged, the variance of the return earned over a period of length nh years, when re-hedging occurs every h years is:

$$100^2 \times \text{Var}[R_{nh} | n \text{ re-hedgings}] = 100^2 \times n \times \frac{1}{2} (S^2 \sigma^2 \Gamma h)^2$$

Let's convert the formula for variance into a formula for standard deviation by taking the square root:

$$100 \times \text{StdDev}[R_{nh} | n \text{ re-hedgings}] = 100 \times \sqrt{\frac{n}{2}} \times (S^2 \sigma^2 \Gamma h)$$

For Doug, we have $nh = 1/365$ and $h = 1/365$:

$$X = 100 \times \text{StdDev}\left[R_{\frac{1}{365}} | 1 \text{ re-hedgings}\right] = 100 \times \sqrt{\frac{1}{2}} \times \left(S^2 \sigma^2 \Gamma \frac{1}{365}\right)$$


For Bruce, we have $nh = 1/365$ and $h = 1/(365 \times 24)$:

$$Y = 100 \times \text{StdDev}\left[R_{\frac{1}{365}} | 24 \text{ re-hedgings}\right] = 100 \times \sqrt{\frac{24}{2}} \times \left(S^2 \sigma^2 \Gamma \times \frac{1}{365 \times 24}\right)$$

The ratio of X to Y is:

$$\frac{X}{Y} = \frac{100 \times \sqrt{\frac{1}{2}} \times \left(S^2 \sigma^2 \Gamma \frac{1}{365}\right)}{100 \times \sqrt{\frac{24}{2}} \times \left(S^2 \sigma^2 \Gamma \times \frac{1}{365 \times 24}\right)} = \frac{1}{\sqrt{24}} = \sqrt{24} = 4.8990$$

Solution 26

D Chapter 14, Volatility of Prepaid Forward 

The prepaid forward price at time t is equal to the stock price minus the present value of the dividend:

$$F_{t,1}^P(S) = S(t) - 12e^{-0.10(0.5-t)}$$

We can take the differential of both sides. For $0 \leq t < 0.5$, we have:

$$\begin{aligned} dF_{t,1}^P(S) &= dS(t) - 1.2e^{-0.10(0.5-t)} dt \\ F_{t,1}^P(S)[0.15dt + \beta dZ(t)] &= S(t)[\alpha(t)dt + \sigma(t)dZ(t)] - 1.2e^{-0.10(0.5-t)} dt \\ 0.15F_{t,1}^P(S)dt + \beta F_{t,1}^P(S)dZ(t) &= \left[\alpha(t)S(t) - 1.2e^{-0.10(0.5-t)} \right] dt + \sigma(t)S(t)dZ(t) \end{aligned}$$

The coefficients to the $dZ(t)$ terms above are equal for $0 \leq t < 0.5$:

$$\begin{aligned} \beta F_{t,1}^P(S) &= \sigma(t)S(t) \\ \beta &= \frac{\sigma(t)S(t)}{F_{t,1}^P(S)} \end{aligned}$$

Since we know the time-0 values on the right side of the equation, we can find β :

$$\beta = \frac{\sigma(0)S(0)}{F_{0,1}^P(S)} = \frac{0.30 \times 90}{90 - 12e^{-0.10(0.5-0)}} = 0.3436$$

Solution 27

E Chapter 11, Cash-Or-Nothing Call Option



The cash-or-nothing put option pays:

$$1,000 \quad \text{if } S_T < 80$$

The question provides information about a gap call option, but consider a gap put option with a strike price of 70 and a trigger price of 80. This gap put pays:

$$70 - S_T \quad \text{if } S_T < 80$$

A regular put option with a strike price of 80 pays:

$$80 - S_T \quad \text{if } S_T < 80$$

The cash-or-nothing put option can be replicated by purchasing 100 of the put options and selling 100 of the gap put options:

$$100[Put - GapPut] = 100[(80 - S_T) - (70 - S_T)] = 100 \times 10 = 1,000 \quad \text{if } S_T < 80$$

We use put-call parity for gap calls and gap puts to find the theta of the gap put:

$$\begin{aligned} GapCall + K_1 e^{-r(T-t)} &= S e^{-\delta(T-t)} + GapPut \\ GapCall + 70e^{-0.15(1-t)} &= 70e^{-0.04(1-t)} + GapPut \\ \theta_{GapCall} + (0.15)70e^{-0.15(1-t)} &= (0.04)70e^{-0.04(1-t)} + \theta_{GapPut} \\ -7.0 + (0.15)70e^{-0.15(1-t)} &= (0.04)70e^{-0.04(1-t)} + \theta_{GapPut} \end{aligned}$$

Evaluating at time $t = 0$, we have:

$$-7.0 + (0.15)70e^{-0.15(1-0)} = (0.04)70e^{-0.04(1-0)} + \theta_{GapPut}$$

$$\theta_{GapPut} = -0.6528$$

The theta of the cash-or-nothing put is the theta of a position consisting of 100 long puts and 100 short gap puts:

$$100[\theta_{Put} - \theta_{GapPut}] = 100[2.0 - (-0.6528)] = 100 \times 2.6528 = 265.28$$

Solution 28

B Chapter 19, Interest Rate Derivative



The realistic process for the short rate follows:

$$dr = a(r)dt + \sigma(r)dZ \quad \text{where:} \quad a(r) = 0.25(0.16 - r) \quad \& \quad \sigma(r) = 0.2\sqrt{r}$$

The risk-neutral process follows:

$$dr = [a(r) + \sigma(r)\phi(r,t)]dt + \sigma(r)d\tilde{Z}$$

We can use the coefficient of the first term of the risk-neutral process to solve for the Sharpe ratio, $\phi(r,t)$:

$$0.04 - 0.1r = a(r) + \sigma(r)\phi(r,t)$$

$$0.04 - 0.1r = 0.25(0.16 - r) + 0.2\sqrt{r}\phi(r,t)$$

$$0.04 - 0.1r = 0.04 - 0.25r + 0.2\sqrt{r}\phi(r,t)$$

$$0.15r = 0.2\sqrt{r}\phi(r,t)$$

$$\phi(r,t) = 0.75\sqrt{r}$$

The derivative, like all interest-rate dependent assets, must have a Sharpe ratio of $0.75\sqrt{r}$. Let's rearrange the differential equation for g , so that we can more easily observe its Sharpe ratio:

$$\frac{dg}{g} = (r + 0.12\sqrt{r})dt - \beta dZ \quad \Rightarrow \quad \phi(r,t) = \frac{r + 0.12\sqrt{r} - r}{\beta} = \frac{0.12\sqrt{r}}{\beta}$$

Since the Sharpe ratio is $0.75\sqrt{r}$:

$$0.75\sqrt{r} = \frac{0.12\sqrt{r}}{\beta}$$

$$\beta = 0.16$$

Solution 29**D** Chapter 7, Arbitrage with Options on Futures

The current value of the futures price is:

$$F_{0,T_F} = S_0 e^{(r-\delta)T_F} = 100e^{(0.03-0.08)4} = 81.8731$$

Gail uses put-call parity to see if arbitrage is available:

$$C_{Eur}(F_{0,T_F}, K, \sigma, r, T, r) + Ke^{-rT} = F_{0,T_F} e^{-rT} + P_{Eur}(F_{0,T_F}, K, \sigma, r, T, r)$$

$$5 + 95e^{-0.03 \times 1} < 81.8731e^{-0.03 \times 1} + 20$$

$$97.1923 < 99.4533$$

As shown above, the left side is less than the right side. Therefore, Gail buys the left side and sells the right side (buy low, sell high).

In order to buy the left side, at time 0 Gail does the following:

- Buy the call.
- Lend $95e^{-0.03}$ dollars.

In order to sell the right side at time 0, Gail does the following:

- Sell stock with a value of $81.8731e^{-0.03} = 79.45$. Since the current stock price is \$100, this means selling 0.7945 shares of stock
- Sell the put.

These steps are described in Choice (D).

Additional Explanation

To see that shares of stock (and not futures contracts) are sold at time 0, consider the put-call parity expression at time 1:

$$\text{Max}[0, F_{1,4} - 95] + 95 = F_{1,4} + \text{Max}[0, 95 - F_{1,4}]$$

In order to buy the left side, at time 0 Gail does the following:

- Buy the call
- Lend $95e^{-0.03}$

In order to sell the right side at time 0, Gail does the following:

- Sell the put
- Sell something that will have a payoff of $F_{1,4}$ at time 1.

At time 1, the futures price will be:

$$F_{T,T_F} = S_T e^{(r-\delta)(T_F-T)}$$

$$F_{1,4} = S_1 e^{(0.03-0.08)(4-1)} = S_1 e^{-0.15}$$

This suggests that having $e^{-0.15}$ shares of stock at time 1 is equivalent to having $F_{1,4}$ dollars at time 1. The prepaid forward price of $e^{-0.15}$ shares of stock is:

$$F_{0,1}^P(S) e^{-0.15} = e^{-\delta \times 1} S_0 e^{-0.15} = e^{-0.08} S_0 e^{-0.15} = 0.7945 S_0$$

Selling something now that will have a value of $F_{1,4}$ at time 1 is equivalent to selling 0.7945 shares of stock now.

Solution 30

D Chapter 1, Early Exercise



For each put option, the choice is between having the exercise value now or having a 1-year European put option. Therefore, the decision depends on whether the exercise value is greater than the value of the European put option. The value of each European put option is found using put-call parity:

$$C_{Eur}(K, T) + Ke^{-rT} = S_0 e^{-\delta T} + P_{Eur}(K, T)$$

$$P_{Eur}(K, T) = C_{Eur}(K, T) + Ke^{-rT} - S_0 e^{-\delta T}$$

The values of each of the 1-year European put options are:

$$P_{Eur}(25, 1) = 23.32 + 25e^{-0.05(1)} - 50e^{-0.06(1)} = 0.01$$

$$P_{Eur}(50, 1) = 4.47 + 50e^{-0.05(1)} - 50e^{-0.06(1)} = 4.94$$

$$P_{Eur}(70, 1) = 0.58 + 70e^{-0.05(1)} - 50e^{-0.06(1)} = 20.08$$

$$P_{Eur}(100, 1) = 0.01 + 100e^{-0.05(1)} - 50e^{-0.06(1)} = 48.04$$

In the third and fourth columns of the table below, we compare the exercise value with the value of the European put options. The exercise value is $Max(K - S_0, 0)$.

K	C	Exercise Value	European Put
\$25.00	\$23.32	0	0.01
\$50.00	\$4.47	0	4.94
\$70.00	\$0.58	20	20.08
\$100.00	\$0.01	50	48.04

The exercise value is less than the value of the European put option when the strike price is \$70 or less. When the strike price is \$100, the exercise value is greater than the value of the European put option. Therefore, it is optimal to exercise the special put option with an exercise price of \$100.